



AIPESA.COM.MX

CATÁLOGO DE ANGULOS Y TEES





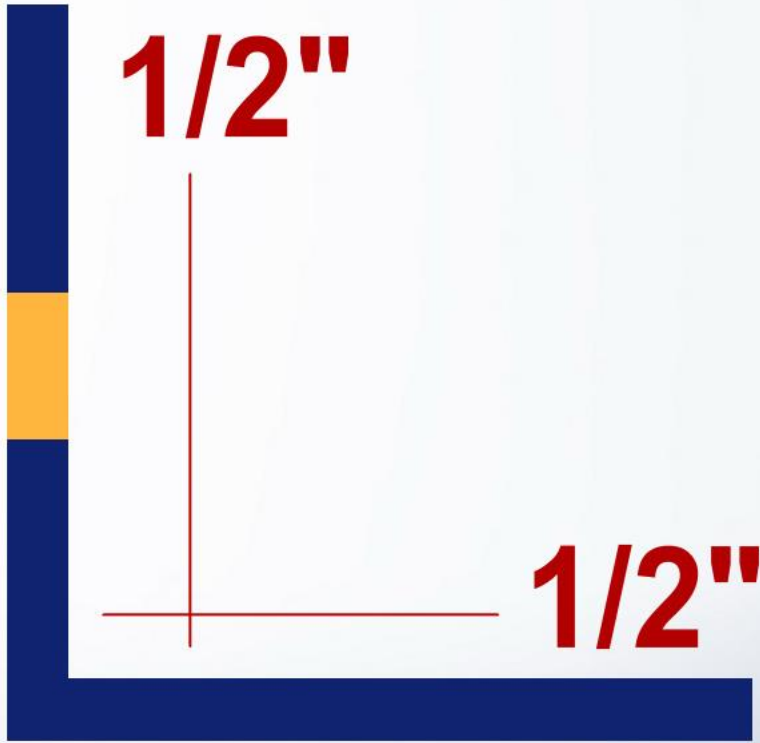
AIPESA

ALUMINIO INDUSTRIAL Y PERFILES ESPECIALES®

AIPESA.COM.MX
ANGULOS Y TEES


ANGULO DE 1/2"

ESPEJOR
0.050"
[1.27MM]




ANGULO DE 1"

ESPEJOR
1/2"
[12.7MM]



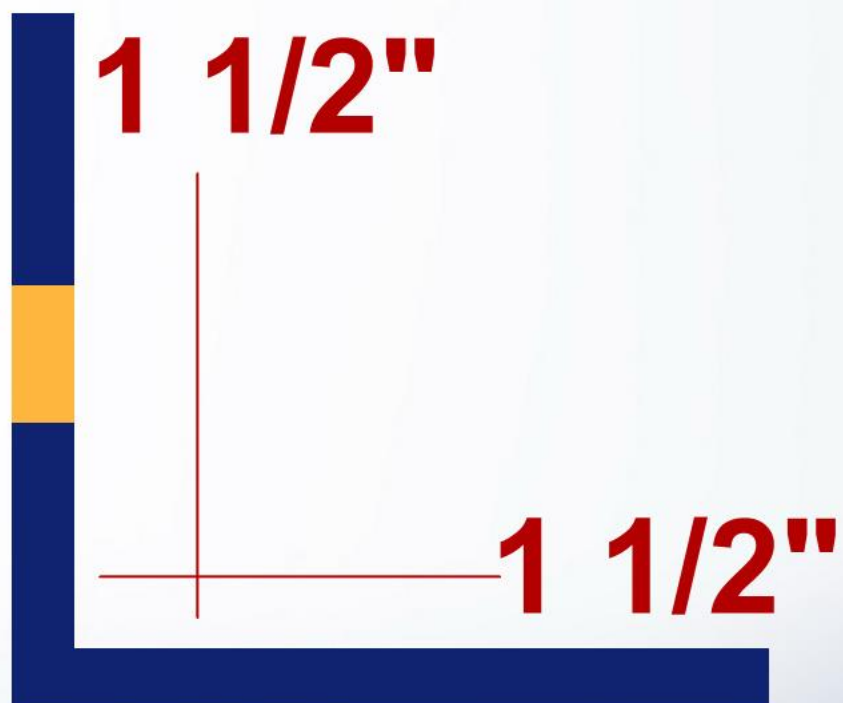
ANGULO DE 1"

ESPEJOR
1/2"
[12.7MM]



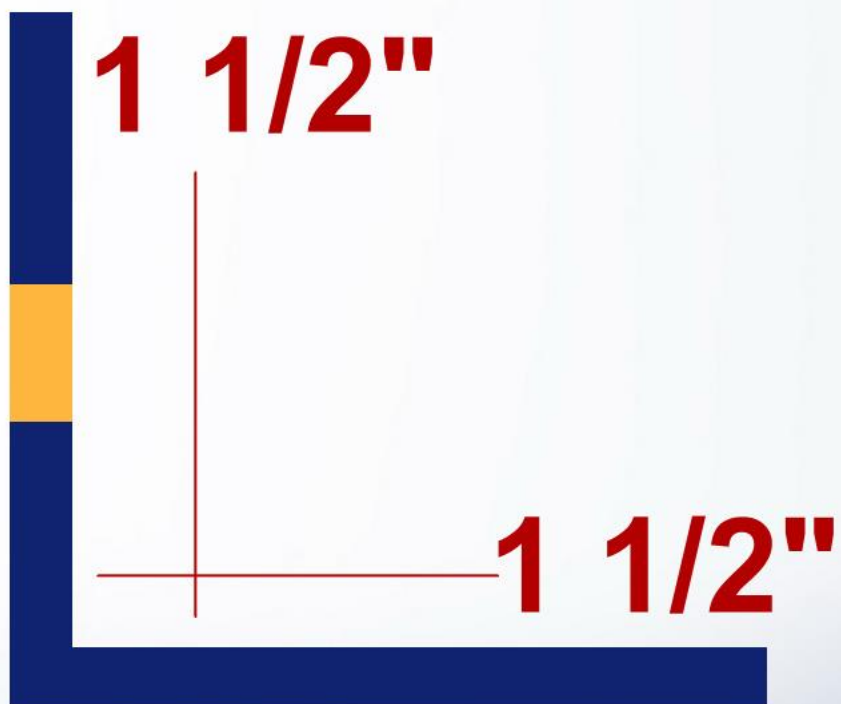
ANGULO DE 1 1/2"

ESPESOR
1/8"
[3.1MM]



ANGULO DE 1 1/2"

ESPEJOR
3/16"
[4.76 MM]






AIPESA

ALUMINIO INDUSTRIAL Y PERFILES ESPECIALES®

AIPESA.COM.MX
ANGULOS Y TEES

ANGULO DE 1"

ESPEJOR
0.050"
[1.27MM]



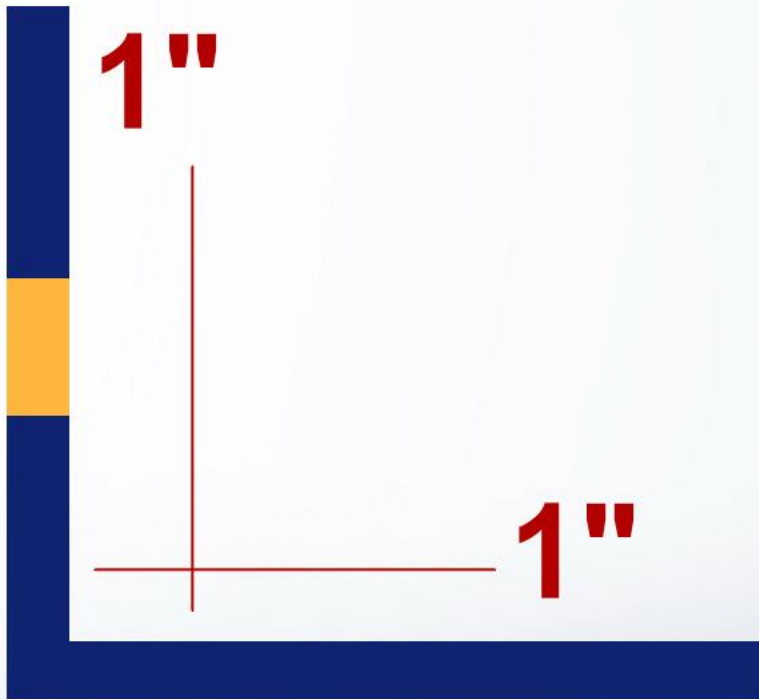
ANGULO DE 3/4"

ESPEJOR
0.045"
[1.14MM]
peso kg/mtr
0.114



ANGULO DE 1"

ESPESOR
0.045"
[1.14MM]
peso kg/mtr
0.154





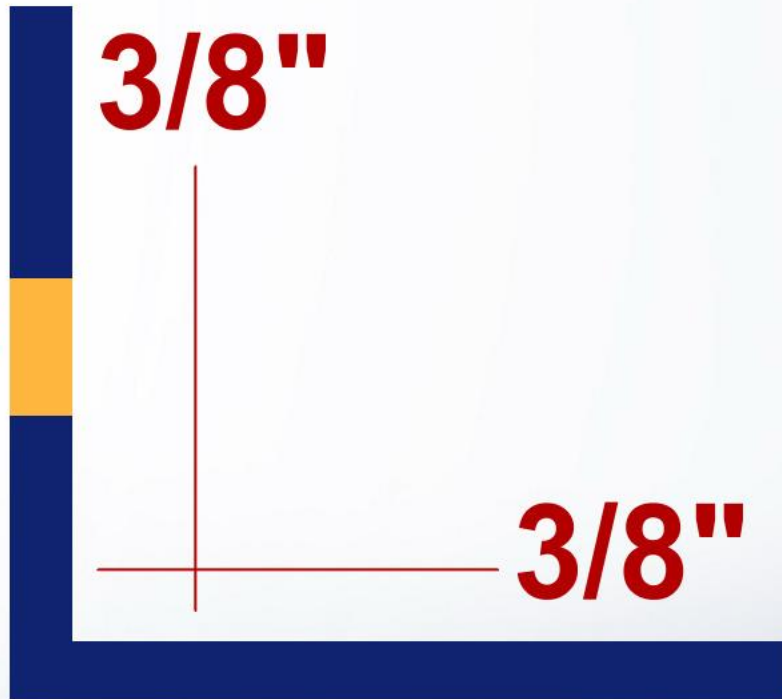
AIPESA

ALUMINIO INDUSTRIAL Y PERFILES ESPECIALES®

AIPESA.COM.MX
ANGULOS Y TEES


ANGULO DE 3/8"

ESPESOR
0.062"
[1.57MM]
peso kg/mtr
0.076



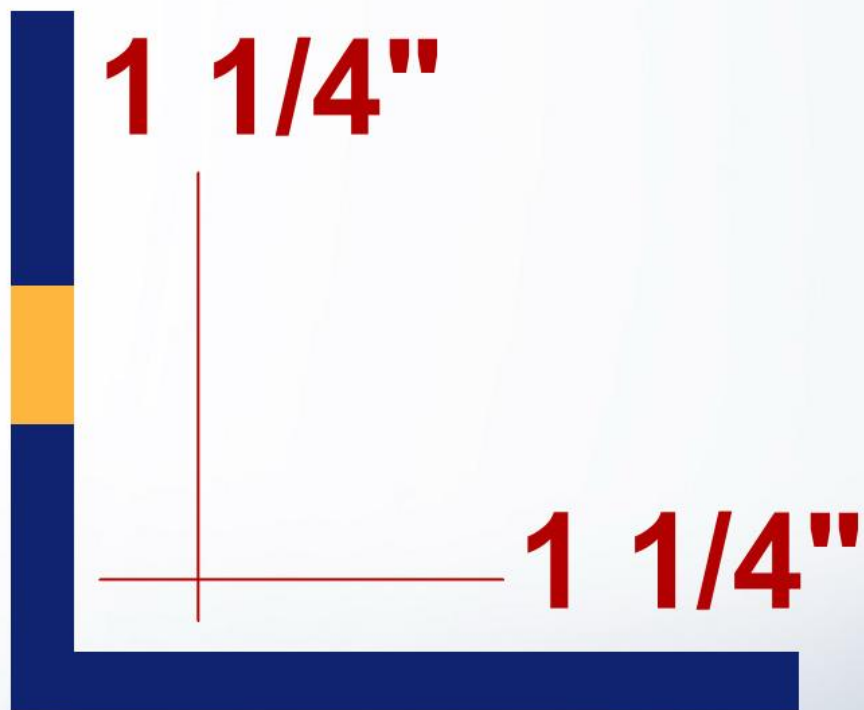
ANGULO DE 3/4"

ESPESOR
1/16"
[1.57MM]
peso kg/mtr
0.158



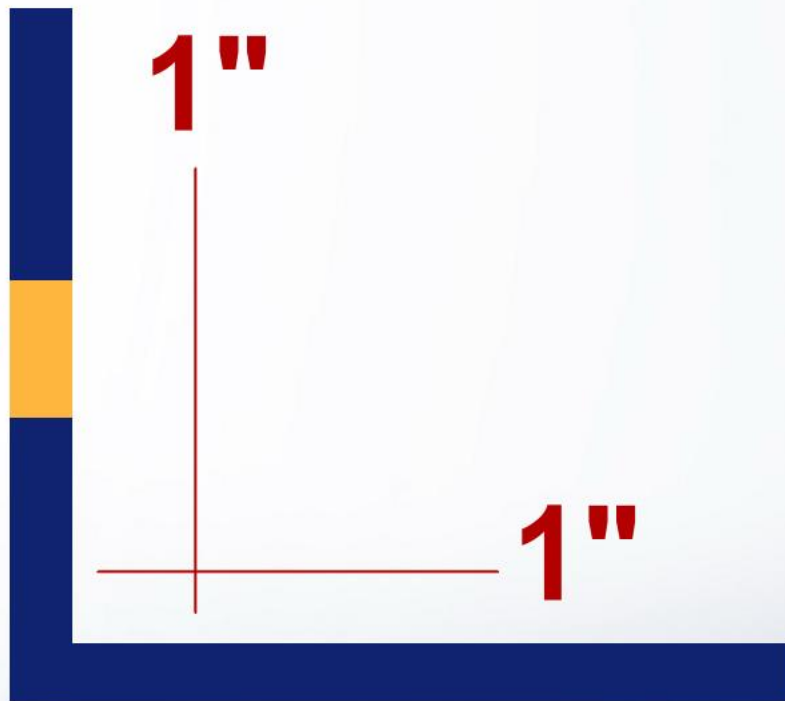
ANGULO DE 1 1/4"

ESPEJOR
0.062"
[1.57MM]
peso kg/mtr
0.266



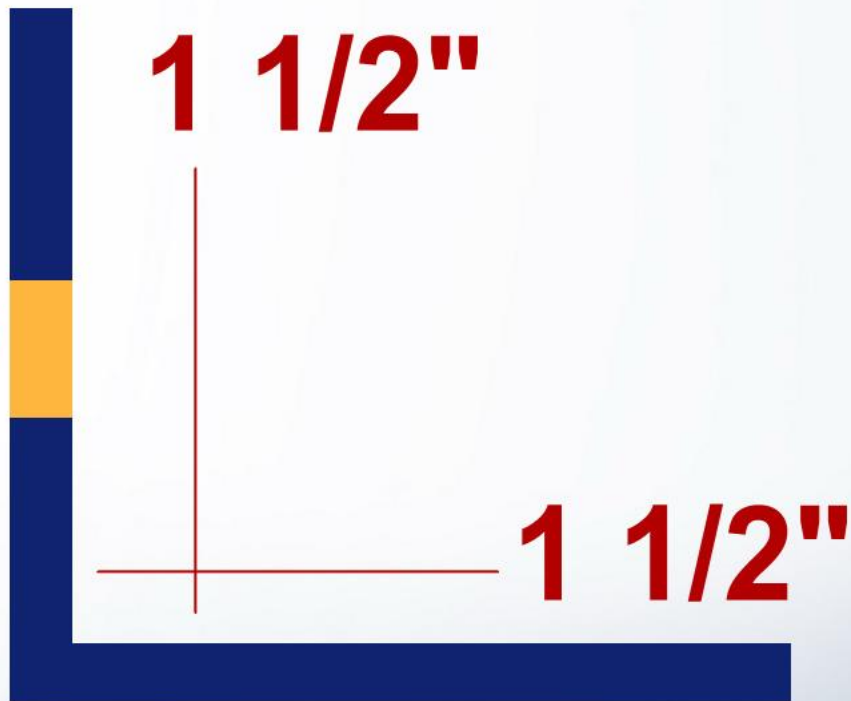
ANGULO DE 1"

ESPESOR
0.125"
[3.1MM]
peso kg/mtr
0.411




ANGULO DE 1 1/2"

ESPESOR
0.125"
[3.1MM]
peso kg/mtr
0.632



ANGULO DE 2"

ESPEJOR
0.125"
[3.1MM]
peso kg/mtr
0.850




ANGULO DE 1 1/2"

ESPESOR
0.177"
[4.49MM]
peso kg/mtr
0.878



ANGULO DE 3"

ESPEJOR
1/4"
[6.35MM]
peso kg/mtr
2.525




ANGULO DE 4"

ESPESOR
3/8"
[9.52MM]
peso kg/mtr
5.022



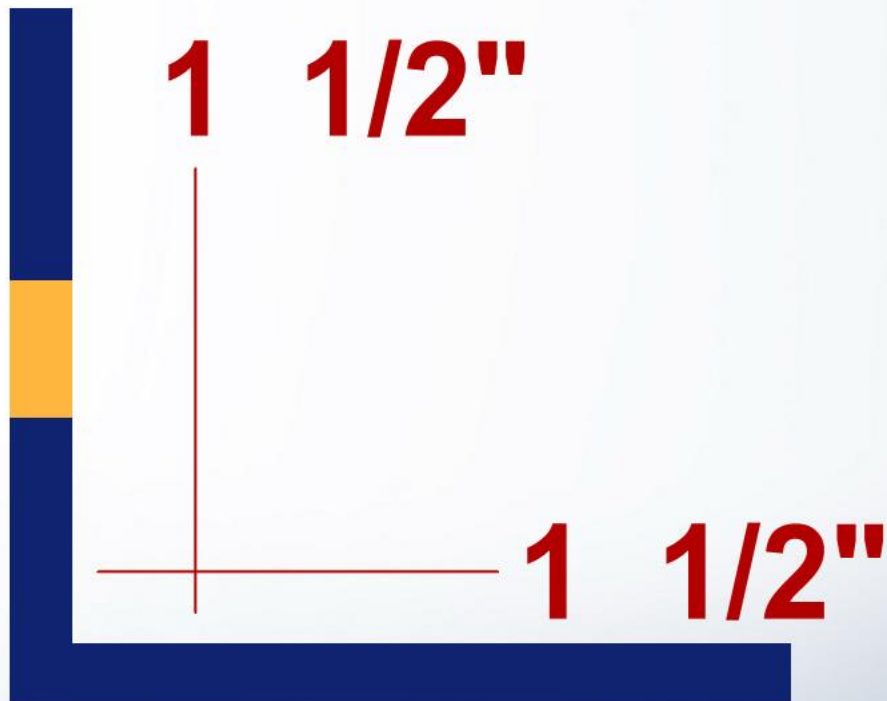
ANGULO DE 1"

ESPESOR
0.065"
[1.65MM]
peso kg/mtr
0.221



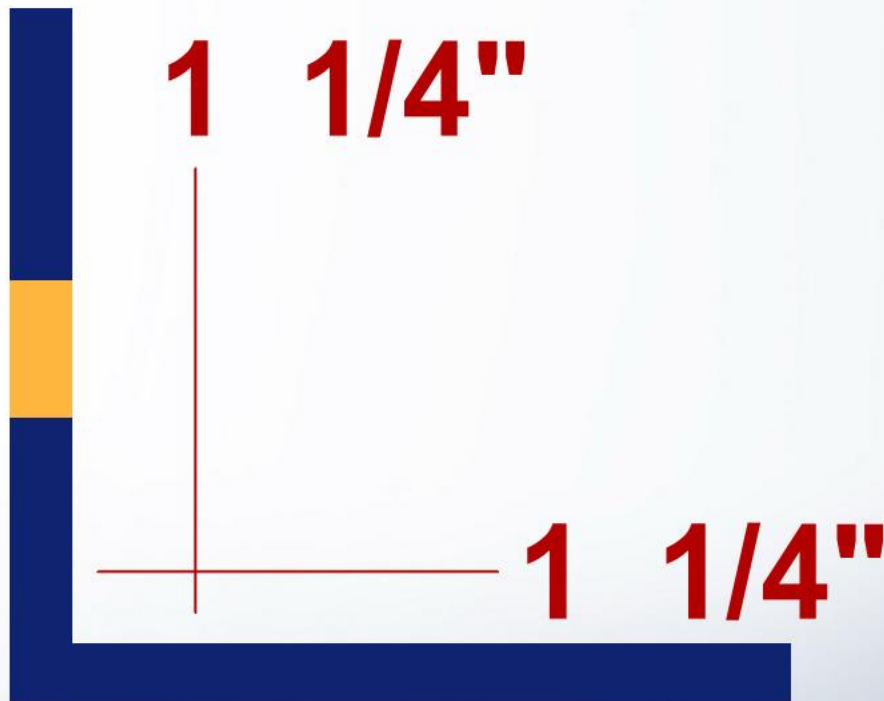
ANGULO DE 1 1/2"

ESPEJOR
1/16"
[1.58MM]
peso kg/mtr
0.320



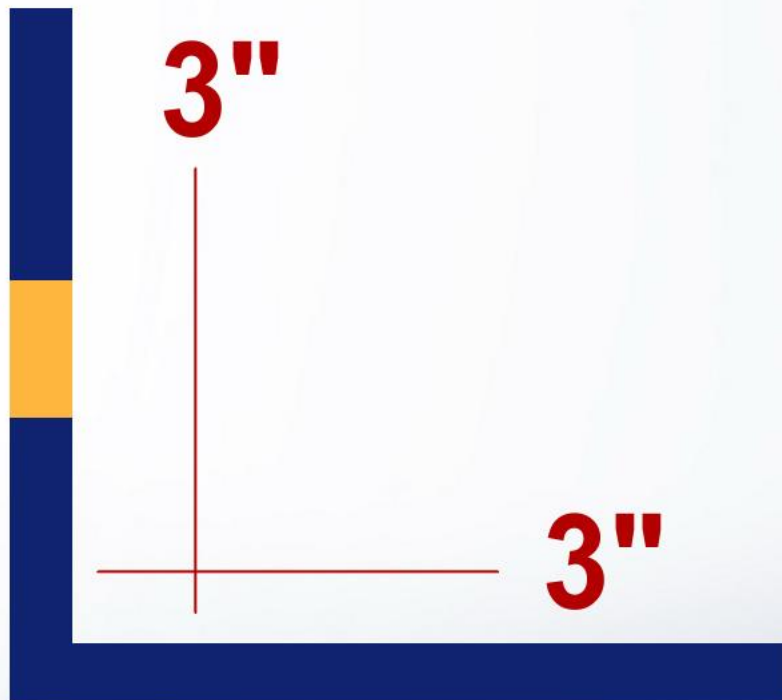
ANGULO DE 1 1/4"

ESPESOR
3/16"
[4.76MM]
peso kg/mtr
0.761



ANGULO DE 3"

ESPESOR
3/16"
[4.76MM]
peso kg/mtr
1.914





AIPESA

ALUMINIO INDUSTRIAL Y PERFILES ESPECIALES®

AIPESA.COM.MX
ANGULOS Y TEES

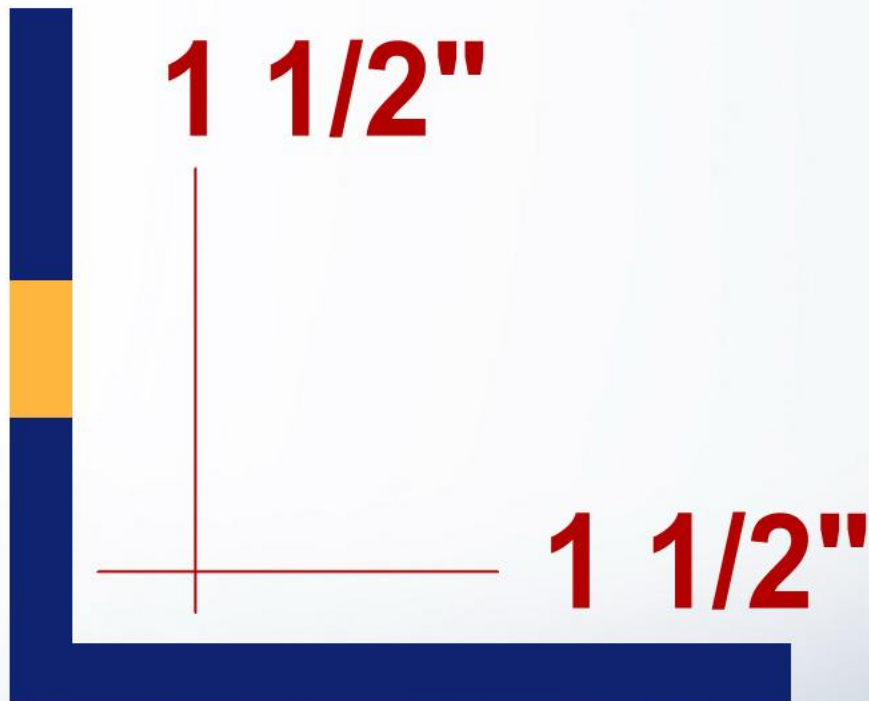
ANGULO DE 3/4"

ESPESOR
1/8"
[3.1MM]
peso kg/mtr
0.302



ANGULO DE 1 1/2"

ESPESOR
1/4"
[6.35MM]
peso kg/mtr
1.207



ANGULO DE 1/2"

ESPESOR
1/16"
[1.57MM]
peso kg/mtr
0.104



TEE DE ALUMINIO DE 1"




ESPEJOR
0.045"
[1.14MM]
peso kg/mtr
0.154



TEE DE ALUMINIO DE 1"



ESPEJOR
0.040"
[1.01MM]
peso kg/mtr
0.137



TEE DE ALUMINIO DE 1"



ESPEJOR
1/8"
[3.1MM]
peso kg/mtr
0.411

